

7000 Series GigE Area Scan Camera

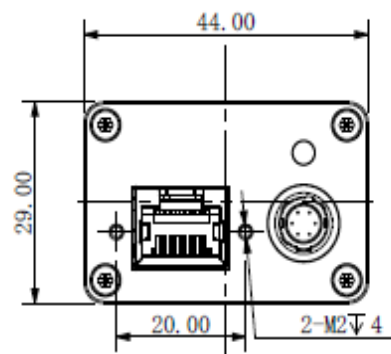
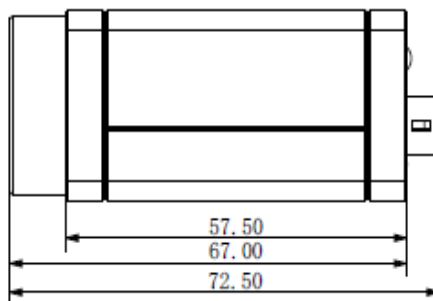
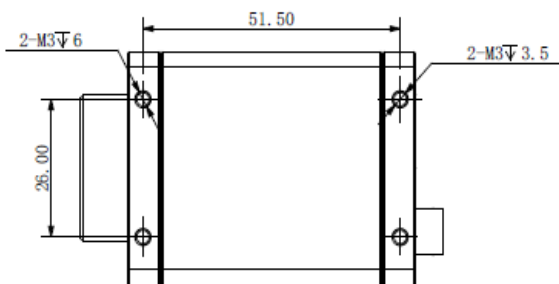
A7170MG200E

Product Features

- Gigabit Ethernet interface, providing 1Gbps bandwidth with a maximum transmission distance of 100m;
- 128MB on-board cache for data transmission or image resend;
- Support Software Trigger/Hardware Trigger/Free Run Mode;
- Support ISP functions including Sharpness/Denoising/Gamma/LUT/BlackLevel Correction/TargetBrightness/Contrast etc.;
- Support multiple image data formats output/Binning/ROI/Mirror, etc.;
- Conform to GigE Vision V2.0 protocol and GenICam standard;
- Support PoE power supply, DC 9V~24V wide voltage power supply;
Conform to CE, FCC, RoHS;



Dimensions (mm)



Technical Specifications

Model Name	A7170MG200E
Sensor	IMX432
Sensor Type	1.1"CMOS
Shutter	Global
Resolution	1604 x 1100
Frame Rate	66
Bit Depth	12
Mono/Color	Mono
Pixel Size	9.0 x 9.0
Pixel	1.76MP
S/N Ratio	38dB
WDR	70dB
Image Format	Mono8/10/10Packed
Binning	Support
ROI	Support
X-axis Flip	Support
Y-axis Flip	Support
Gain	1~32
Gamma	From 0 ~ 4, support LUT
Exposure Time	1μS~1S
Sync Mode	Software Trigger/Hardware Trigger/Free Run Mode
SPC	Support
User Setting	Support two sets of user-defined configurations
Cache	64MB
Port	GigE, PoE
GPIO	1x 6 pin Hirose: 1x Opto-isolated input, 1x Opto-isolated output, 1 configurable input and output
Lens Mount	C-mount
Power Supply	PoE/ DC 9V~24V power supply via Hirose interface
Power Consumption	12V≈3.2W
Product Dimensions	29mm*44mm*58mm (not including lens mount and rear case connector)
Weight	100g
Working Environment	Storage: - 30°C~+80°C; Operation: - 30°C~+50°C

© 2021 IRAYPLE. All rights reserved. Design and specifications are subject to change without notice.

Pictures in the document are for reference only, and the actual product shall prevail.